

Biotinylated Human NKp30/NCR3/CD337 Protein

Cat. No. NKP-HM430B

Description

| | |
|-------------------------|---|
| Source | Recombinant Biotinylated Human NKp30/NCR3/CD337 Protein is expressed from HEK293 with His tag and Avi tag at the C-Terminus. It contains Leu19-Thr138. |
| Accession | AAH52582 |
| Molecular Weight | The protein has a predicted MW of 20 kDa. Due to glycosylation, the protein migrates to 26-45 kDa based on Bis-Tris PAGE result. |
| Endotoxin | Less than 1EU per μg by the LAL method. |
| Purity | > 95% as determined by Bis-Tris PAGE > 95% as determined by HPLC |

Formulation and Storage

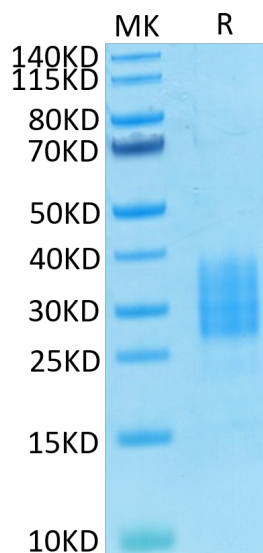
| | |
|-----------------------|---|
| Formulation | Lyophilized from 0.22 μm filtered solution in PBS (pH 7.4). Normally 8% trehalose is added as protectant before lyophilization. |
| Reconstitution | Centrifuge the tube before opening. Reconstituting to a concentration more than 100 $\mu\text{g}/\text{ml}$ is recommended. Dissolve the lyophilized protein in distilled water. |
| Storage | -20 to -80°C for 12 months as supplied from date of receipt. -80°C for 3 months after reconstitution. Recommend to aliquot the protein into smaller quantities for optimal storage. Please minimize freeze-thaw cycles. |

Background

NKp30, along with NKp44 and NKp46, constitute a group of receptors termed "Natural Cytotoxicity Receptors". These receptors play a major role in triggering NK-mediated killing of most tumor cells lines. NKp30 stimulates NK cells cytotoxicity toward neighboring cells producing these ligands. It controls, for instance, NK cells cytotoxicity against tumor cells.

Assay Data

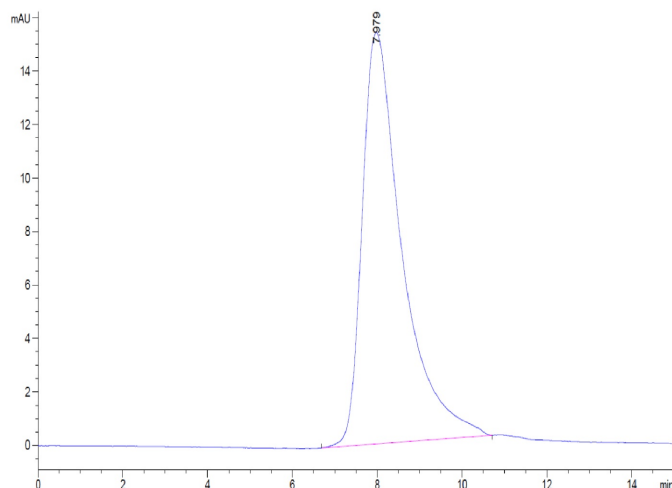
Bis-Tris PAGE



Biotinylated Human NKp30 on Bis-Tris PAGE under reduced condition. The purity is greater than 95%.

SEC-HPLC

Assay Data

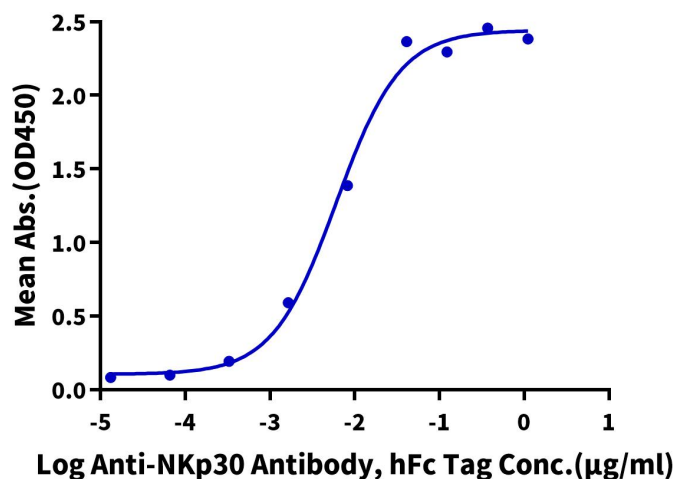


The purity of Biotinylated Human NKp30 is greater than 95% as determined by SEC-HPLC.

ELISA Data

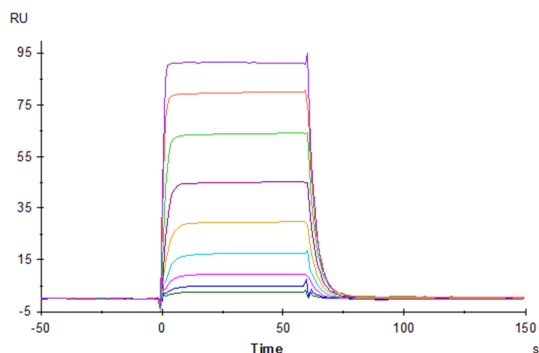
Biotinylated Human NKp30, His Tag ELISA

0.1µg Biotinylated Human NKp30, His Tag Per Well



Immobilized Biotinylated Human NKp30, His Tag at 1µg/ml (100µl/well) on the streptavidin precoated plate (5µg/ml). Dose response curve for Anti-NKp30 Antibody, hFc Tag with the EC50 of 6.2ng/ml determined by ELISA (QC Test).

SPR Data



Human B7-H6, hFc Tag captured on CM5 Chip via Protein A can bind Biotinylated Human NKp30, His-Avi Tag with an affinity constant of 0.330 µM as determined in SPR assay (Biacore T200).